

SCHERTLER



Schertler SA
Via Beroldingen 18
6850 Mendrisio
Switzerland
T +41 (0)91 630 07 10
F +41 (0)91 630 07 11

info@schertler.swiss
www.schertler.swiss
Facebook @schertler.sa
Instagram @schertleraudio
Youtube @Schertler SA
#shareyourschertler

Scan the QR code
to open
the USER GUIDE



THANK YOU
FOR
CHOOSING
SCHERTLER

STAT series
QUICK GUIDE V1

QUICK START

INSTALLATION

The pickup should be fitted in the bridge hole under the higher strings with the cork facing upwards.

The upper side of the cork must be filed so that it matches the top of the bridge hole exactly.

Once installed, if the pickup is too loose in position, it might get a low output signal, while if it is installed too tightly, the sound might result boomy or distorted.

Please refer to the USER GUIDE for all the details.

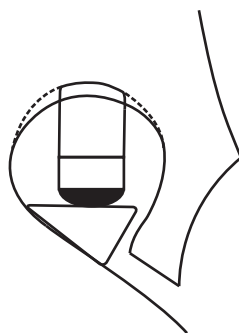
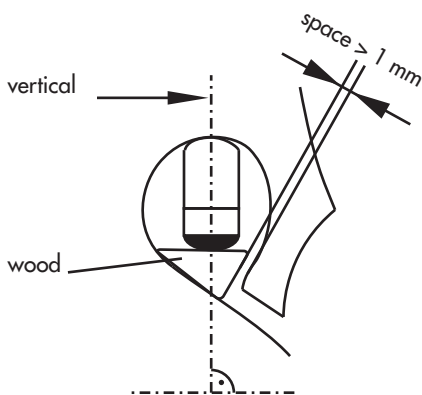
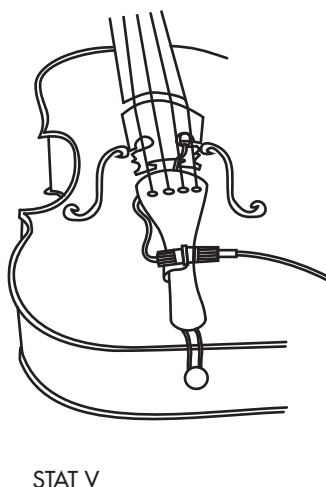

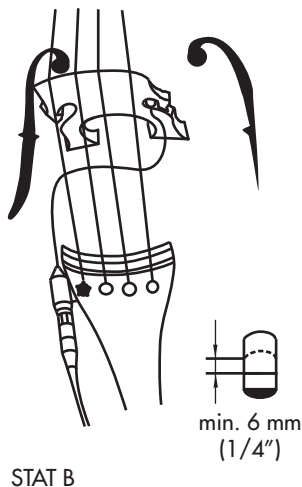
CONNECTION

Connect the STAT pickup to an instrument channel of a preamp, amp or mixer.

The pickup requires 10V to work so remember to eventually provide it (this is done automatically on the STAT PRE, but must be activated on YELLOW preamps, any SCHERTLER acoustic amp or mixer).

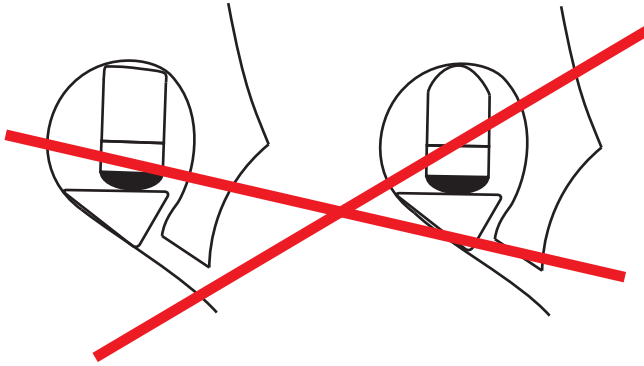
USER GUIDE available at www.schertler.com

RECOMMENDED POSITIONING

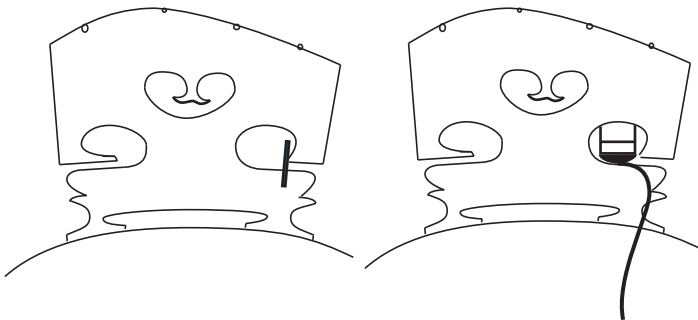


The pickup capsule should be fitted more or less vertically in the bridge hole under the higher string's side. (STAT B pictured here; for STAT C and STAT V the references are the same, but without the small wood bloc provided)

If the bridge hole fitting is too small (especially on the violin), it may have to be slightly enlarged towards the top.

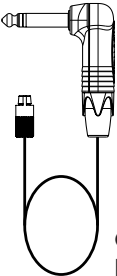


Grind the top of the cork until the capsule fits precisely in the hole. (If necessary, you can use a sharp knife to cut the cork before grinding.) The upper side of the cork must be shaped so that it matches the top of the bridge hole exactly. Failure to do this correctly (as shown above) will compromise the sound results.

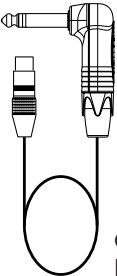


If the bridge holes are very small, it may be necessary to shorten the bridge wings, thus allowing the wedge to be fixed deeper, thus allowing more space for the capsule

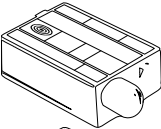
RELATED PRODUCTS



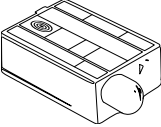
CA STAT V
BINDER cable



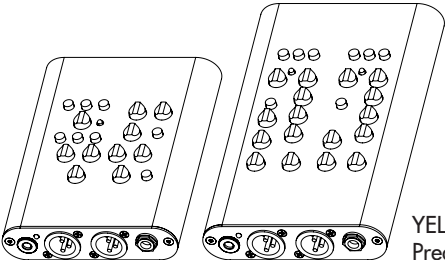
CA STAT C
RCA cable



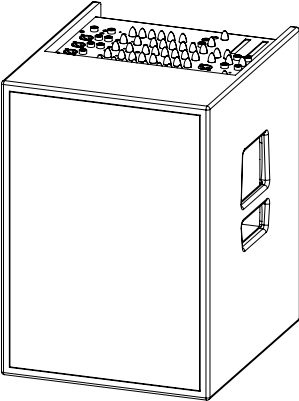
STAT PRE
Preamp



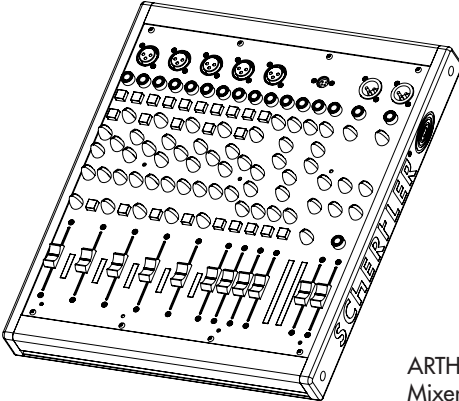
STAT PRE PS
Preamp



YELLOW
Preamps



ACOUSTIC
Amps



ARTHUR
Mixer